
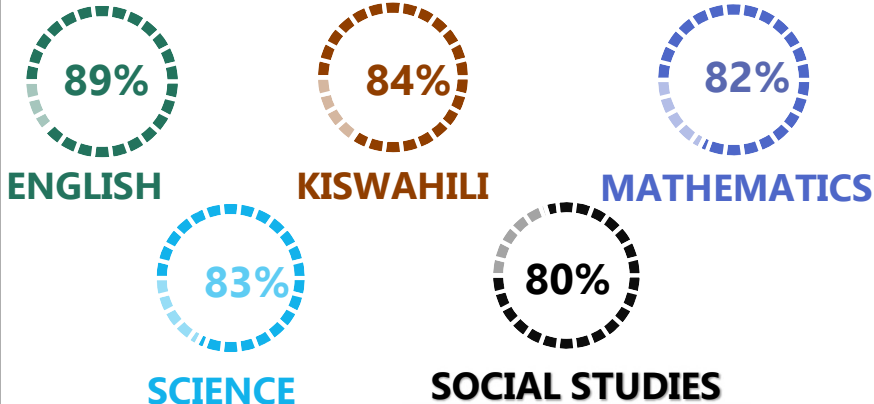
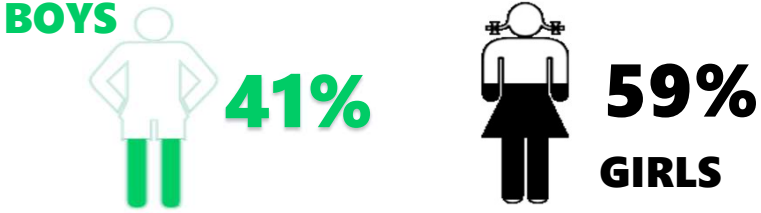
	<h1 style="margin:0;">PAPANGO</h1>																																																															
<b>REGION: MOROGORO</b>	<b>SCHOOL AVERAGE: 209.1</b>	<b>BAND</b> 2																																																														
<b>DISTRICT: MLIMBA</b>		<b>CATEGORY</b> BELOW 40																																																														
<b>SUBJECT PERFORMANCE ANALYSIS</b>																																																																
<table border="1" style="width:100%; border-collapse: collapse;"> <thead> <tr> <th style="text-align: left;">SUBJECT NAME</th> <th style="text-align: center;">AVG</th> <th style="text-align: center;">%</th> <th style="text-align: center;">RNK</th> </tr> </thead> <tbody> <tr><td>ENGLISH</td><td style="text-align: center;">44.6</td><td style="text-align: center;">89%</td><td style="text-align: center;">1</td></tr> <tr><td>KISWAHILI</td><td style="text-align: center;">42.1</td><td style="text-align: center;">84%</td><td style="text-align: center;">2</td></tr> <tr><td>SCIENCE</td><td style="text-align: center;">41.3</td><td style="text-align: center;">83%</td><td style="text-align: center;">3</td></tr> <tr><td>MATHEMATICS</td><td style="text-align: center;">41.2</td><td style="text-align: center;">82%</td><td style="text-align: center;">4</td></tr> <tr><td>SOCIAL STUDIES</td><td style="text-align: center;">39.9</td><td style="text-align: center;">80%</td><td style="text-align: center;">5</td></tr> </tbody> </table> <table border="1" style="width:100%; border-collapse: collapse;"> <thead> <tr> <th style="text-align: left;">BOYS/GIRLS PASS RATE</th> <th style="text-align: center;">STD</th> <th style="text-align: center;">AVG</th> <th style="text-align: center;">%</th> </tr> </thead> <tbody> <tr><td>BOYS</td><td style="text-align: center;">14</td><td style="text-align: center;">0.41</td><td style="text-align: center;">41%</td></tr> <tr><td>GIRLS</td><td style="text-align: center;">20</td><td style="text-align: center;">0.59</td><td style="text-align: center;">59%</td></tr> </tbody> </table>	SUBJECT NAME	AVG	%	RNK	ENGLISH	44.6	89%	1	KISWAHILI	42.1	84%	2	SCIENCE	41.3	83%	3	MATHEMATICS	41.2	82%	4	SOCIAL STUDIES	39.9	80%	5	BOYS/GIRLS PASS RATE	STD	AVG	%	BOYS	14	0.41	41%	GIRLS	20	0.59	59%																												
SUBJECT NAME	AVG	%	RNK																																																													
ENGLISH	44.6	89%	1																																																													
KISWAHILI	42.1	84%	2																																																													
SCIENCE	41.3	83%	3																																																													
MATHEMATICS	41.2	82%	4																																																													
SOCIAL STUDIES	39.9	80%	5																																																													
BOYS/GIRLS PASS RATE	STD	AVG	%																																																													
BOYS	14	0.41	41%																																																													
GIRLS	20	0.59	59%																																																													
<table border="1" style="width:100%; border-collapse: collapse;"> <thead> <tr> <th colspan="6" style="text-align: center;">GRADE ANALYSIS SUMMARY</th> </tr> <tr> <th style="text-align: left;">SUBJECT NAME/GRADE</th> <th style="text-align: center;">A</th> <th style="text-align: center;">B</th> <th style="text-align: center;">C</th> <th style="text-align: center;">D</th> <th style="text-align: center;">E</th> </tr> </thead> <tbody> <tr><td>MATHEMATICS</td><td style="text-align: center;">20</td><td style="text-align: center;">14</td><td style="text-align: center;">0</td><td style="text-align: center;">0</td><td style="text-align: center;">0</td></tr> <tr><td>KISWAHILI</td><td style="text-align: center;">22</td><td style="text-align: center;">12</td><td style="text-align: center;">0</td><td style="text-align: center;">0</td><td style="text-align: center;">0</td></tr> <tr><td>ENGLISH</td><td style="text-align: center;">29</td><td style="text-align: center;">5</td><td style="text-align: center;">0</td><td style="text-align: center;">0</td><td style="text-align: center;">0</td></tr> <tr><td>SCIENCE</td><td style="text-align: center;">18</td><td style="text-align: center;">16</td><td style="text-align: center;">0</td><td style="text-align: center;">0</td><td style="text-align: center;">0</td></tr> <tr><td>SOCIAL STUDIES</td><td style="text-align: center;">14</td><td style="text-align: center;">20</td><td style="text-align: center;">0</td><td style="text-align: center;">0</td><td style="text-align: center;">0</td></tr> </tbody> </table> <table border="1" style="width:100%; border-collapse: collapse;"> <thead> <tr> <th style="text-align: left;">OVERALL GRADE ANALYSIS</th> <th style="text-align: center;">NO.</th> <th style="text-align: center;">SEATED</th> <th style="text-align: center;">%</th> </tr> </thead> <tbody> <tr><td style="text-align: center;">41- 45</td><td style="text-align: center;">28</td><td rowspan="3" style="text-align: center; vertical-align: middle;">34</td><td style="text-align: center;">82%</td></tr> <tr><td style="text-align: center;">30.5 - 40</td><td style="text-align: center;">6</td><td style="text-align: center;">18%</td></tr> <tr><td style="text-align: center;">20.5 - 30</td><td style="text-align: center;">0</td><td style="text-align: center;">0%</td></tr> <tr><td style="text-align: center;">10.5 - 20</td><td style="text-align: center;">0</td><td rowspan="2" style="text-align: center; vertical-align: middle;">0</td><td style="text-align: center;">0%</td></tr> <tr><td style="text-align: center;">0- 10</td><td style="text-align: center;">0</td><td style="text-align: center;">0%</td></tr> </tbody> </table>	GRADE ANALYSIS SUMMARY						SUBJECT NAME/GRADE	A	B	C	D	E	MATHEMATICS	20	14	0	0	0	KISWAHILI	22	12	0	0	0	ENGLISH	29	5	0	0	0	SCIENCE	18	16	0	0	0	SOCIAL STUDIES	14	20	0	0	0	OVERALL GRADE ANALYSIS	NO.	SEATED	%	41- 45	28	34	82%	30.5 - 40	6	18%	20.5 - 30	0	0%	10.5 - 20	0	0	0%	0- 10	0	0%	<p><b>BOYS VS GIRLS PASSRATE (%)</b></p> 
GRADE ANALYSIS SUMMARY																																																																
SUBJECT NAME/GRADE	A	B	C	D	E																																																											
MATHEMATICS	20	14	0	0	0																																																											
KISWAHILI	22	12	0	0	0																																																											
ENGLISH	29	5	0	0	0																																																											
SCIENCE	18	16	0	0	0																																																											
SOCIAL STUDIES	14	20	0	0	0																																																											
OVERALL GRADE ANALYSIS	NO.	SEATED	%																																																													
41- 45	28	34	82%																																																													
30.5 - 40	6		18%																																																													
20.5 - 30	0		0%																																																													
10.5 - 20	0	0	0%																																																													
0- 10	0		0%																																																													
<b>OVERALL PERFORMANCE ANALYSIS</b>																																																																
<b>REGISTERED</b>	34	100%																																																														
<b>SEATED</b>	34	100%																																																														
<b>ABSENTEES</b>	0	0%																																																														
<b>PASSED</b>	34	100%																																																														
<b>FAILED</b>	0	0%																																																														
<b>SCHOOL POSITION</b>	12																																																															
<b>TOTAL SCHOOLS</b>	87																																																															

INDEX	NAME	SEX	MATHEMATICS		KISWAHILI		ENGLISH		SCIENCE		SOCIAL STUDIES		TOTAL	AVERAGE	OVR GRADE	SCH POSITION	OVERALL POSITION
1	FRIDA DAMAS MALEKELA	F	46	A	45	A	42	A	45	A	47	A	225	45	A	1	592
2	EMANUEL ANTON ROBERT	M	42	A	48	A	49	A	45	A	38	B	222	44	A	2	812
3	REHEMA MWASIKILI AMBAKISYE	F	35	B	48	A	49	A	47	A	42	A	221	44	A	3	883.5
4	SHAHALI SALUM MHUNGUTA	M	42	A	45	A	48	A	45	A	40	B	220	44	A	4	952.5
5	INNOCENT TITO LUHWAGO	M	42	A	46	A	46	A	39	B	45	A	218	44	A	5	1088.5
6	WITO REMMY KIHEGULO	M	41	A	46	A	45	A	46	A	38	B	216	43	A	6	1221
7	DEVOTHA SELACK SANGA	F	40	B	40	B	48	A	48	A	39	B	215	43	A	7	1289
8	FRASCISCA FIDOLIN UNDOLE	F	43	A	47	A	45	A	38	B	41	A	214	43	A	8	1357.5
9	SHAPHATAHA A SELEMAN	F	42	A	42	A	41	A	45	A	43	A	213	43	A	9	1426.5
10	ALFRED AMAN GAZURO	M	40	B	45	A	48	A	40	B	39	B	212	42	A	10	1494.5
11	SALUMA ISSA KASANGA	M	45	A	40	B	46	A	38	B	42	A	211	42	A	11.5	1562
12	PEACE FREDY RUZIGE	F	34	B	46	A	45	A	45	A	41	A	211	42	A	11.5	1562
13	GRACE DOSSANTOS UYALO	F	45	A	41	A	38	B	46	A	39	B	209	42	A	13	1707.5
14	ELIZABETH CHRISTOPHER NDOSI	F	42	A	40	B	42	A	39	B	45	A	208	42	A	15	1771.5
15	IRENE AYUJOB NDENDYA	F	43	A	38	B	45	A	47	A	35	B	208	42	A	15	1771.5
16	LUCY ATANAS CHOTA	F	40	B	37	B	45	A	41	A	45	A	208	42	A	15	1771.5
17	GERRYSHOM G MWAKATOB	M	40	B	39	B	47	A	42	A	39	B	207	41	A	19.5	1843.5
18	GODFREY JOSEPHAT MADINGA	M	48	A	38	B	46	A	41	A	34	B	207	41	A	19.5	1843.5
19	KASIAN COSMAS CHAMBULA	M	45	A	38	B	45	A	38	B	41	A	207	41	A	19.5	1843.5
20	AMINI MWABI MAMBOGOLO	F	43	A	42	A	41	A	42	A	39	B	207	41	A	19.5	1843.5
21	ANGELA SPELASTUS SAMBA	F	46	A	43	A	40	B	41	A	37	B	207	41	A	19.5	1843.5
22	CATHERINE YONNASON NDENDYA	F	40	B	41	A	45	A	43	A	38	B	207	41	A	19.5	1843.5
23	GREYSON MIDASI MASUDI	M	40	B	42	A	48	A	40	B	36	B	206	41	A	23.5	1909.5
24	ELLEN JOHN VAHICHE	F	41	A	39	B	46	A	37	B	43	A	206	41	A	23.5	1909.5
25	CHRISTOPHER S.MWAMBALASWA	M	41	A	41	A	47	A	38	B	38	B	205	41	A	25	1973

INDEX	NAME	SEX	MATHEMATICS	KISWAHILI	ENGLISH	SCIENCE	SOCIAL STUDIES	TOTAL	AVERAGE	OVR GRADE	SCH POSITION	OVERALL POSITION					
26	OMARY BAKARI MSOFE	M	43	A	37	B	47	A	37	B	40	B	204	41	A	26.5	2037
27	GLADNESS FRASCIS KIGODA	F	41	A	42	A	35	B	48	A	38	B	204	41	A	26.5	2037
28	NEEMA RAYMOND MWALUBUNJU	F	39	B	48	A	38	B	38	B	40	B	203	41	A	28	2104.5
29	PASCAL JANUARY VAGELA	M	39	B	42	A	42	A	36	B	43	A	202	40	B	30.5	2176.5
30	PROSPER CLAUD SIDILENDA	M	37	B	41	A	48	A	35	B	41	A	202	40	B	30.5	2176.5
31	LOYCE FAUSTINE MWILANGA	F	41	A	39	B	48	A	42	A	32	B	202	40	B	30.5	2176.5
32	NEEMA MEDISTINO SWENYA	F	38	B	45	A	37	B	40	B	42	A	202	40	B	30.5	2176.5
33	EDITHA DEOCLES RUTAJAMA	F	38	B	43	A	46	A	38	B	35	B	200	40	B	33.5	2306
34	EMMY EXUPER MUSHI	F	40	B	38	B	47	A	35	B	40	B	200	40	B	33.5	2306